



# Caledonian

## Railway Cables

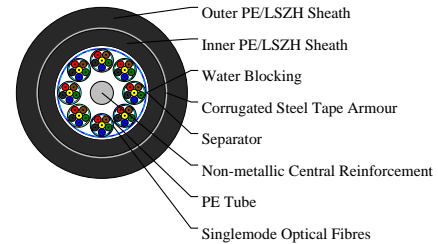
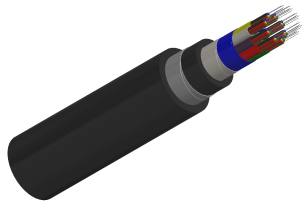
www.caledonian-cables.com

marketing@caledonian-cables.com

### Outdoor Single Mode Trackside Fiber Cables NR/PS/TEL/00014

Steel Tape Armoured Single Mode Trackside Fiber Cables

RO14-ML-B-9-8x6-F-2Y(STA)2Y



### APPLICATIONS

The cables are fibre communications cable designed for use in high traffic and data rate requirements.

### STANDARDS

NR/PS/TEL/00014 (formerly RT/E/PS/00014)

### VOLTAGE RATING

600V DC/420V AC

### CABLE CONSTRUCTION

Fibre: Step Index Singlemode Fibres in accordance with ITU-T recommendation G.652.9/125µm Fibre @ 1310nm & 1550nm.

Fibre Carrier: PE

Central Strength Member: Single continuous non-metallic.

Water blocking: Water blocking material.

Separator: PET (Polyester Tape).

Inner Sheath: PE (Polyethylene) Type 03C to BS6234 or LSZH Sheath.

Armour: Corrugated steel tape armoured.

Sheath: PE (Polyethylene) Type 03C to BS6234 or LSZH sheath.

### PHYSICAL AND THERMAL PROPERTIES

Minimum Bending Radius: 12 x OD.

Temperature Range: -20°C to +60°C (during operation); -10°C to +60°C (during installation)

### Electrical Properties

Electrical Characteristics at 20°C:

Maximum Attenuation: G652

@1310nm: 0.35 dB/km

@1550nm: 0.22 dB/km

Maximum Chromatic Dispersion:

Between 1260 and 1360nm: 3.5 ps/(nm/km)



# Caledonian

Railway Cables

www.caledonian-cables.com

marketing@caledonian-cables.com

Between 1530 and 1565nm:19 ps/(nm/km)  
 Zero Dispersion Wavelength:1310±11 nm  
 Zero Dispersion Slope:0.09 ps/(nm<sup>2</sup>.km)  
 Numerical Aperture:0.14  
 Point discontinuity:0.1 dB  
 PMD (individual fiber):0.2 ps/km  
 Maximum Cutoff Wavelength:1260 nm  
 Cladding Diameter:125±1 um  
 Core/Cladding Concentricity Error:≤0.5 um  
 Cladding Non Circularity:≤1%  
 Coating Non Circularity:≤6%  
 Proof Test Level:100 (0.7) Kpsi (GN/m<sup>2</sup>)  
 Crush Resistance:300 N/cm  
 Maximum Laying Tension: From 12 to 72 FO: 2500;144 FO:3000 N

## DIMENSION AND PARAMETERS

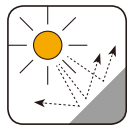
No. of fibres	Nominal Cladding Thickness	Nominal Inner Sheath Thickness	Nominal Outer Sheath Thickness	Nom. Overall Diameter	Approx. Weight
	µm	mm	mm	mm	kg/km
48	125	1.6	2	15.5	230



Laid In Ducts



Rated voltage



UV Resistant



Water Resistant